

COASTAL MEDITERRANEAN - EAST

REGIONAL REPORT to 2022
Q1 2018



CEMENT
BUSINESS
RESEARCH

THERE IS NO DATA IN THIS VERSION



CONTENTS

Regional Summary	3
Albania	7
Bosnia	15
Croatia	23
Cyprus	32
Egypt	40
Greece	49
Israel	57
Jordan	66
Lebanon	74
Turkey	82
Report Disclaimer & Terms of Use	91

REGIONAL SUMMARY

The Cluster Of Markets In This Report

This report provides a quick and easy compendium of countries in the eastern Mediterranean vicinity. These are: Albania, Bosnia, Croatia, Cyprus, Egypt, Greece, Israel, Jordan, Lebanon and Turkey.

These cement markets / industries have several links between them. The first is a trading interaction not only in importing / exporting cement and clinker from one another, but also the effects of the exporting / importing behaviour of one another. The second is the presence of several international cement players in more than one of these countries. The third being the interest that cement producers in one country show for other countries within the region.

Clearly, this cluster of markets cannot be isolated by what is happening elsewhere in the cement world. However, the high degree of interaction makes them an appropriate “package” for someone that has interests in this region.

General Findings

Currently, the region defined by the cluster of markets in this report is experiencing significant overcapacity. It is projected that this situation will persist over the forecasting period (2016 – 2022) although it is expected to improve slightly.

[Click here to return to report main menu](#)

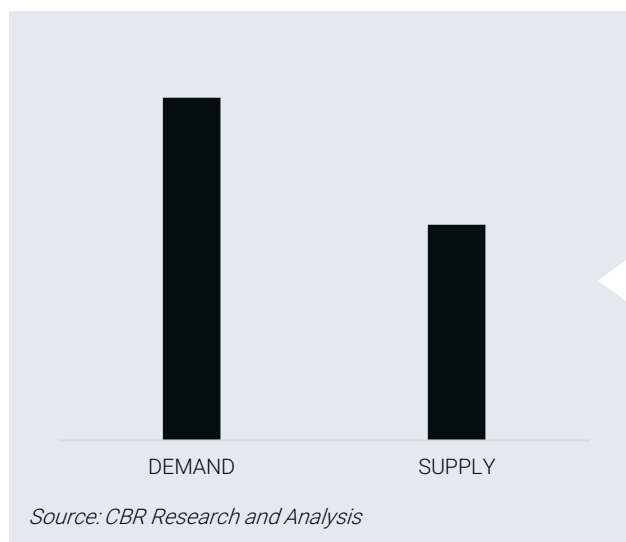


FIGURE: SUPPLY – DEMAND BALANCE IN 2016 AND 2022 (MILLION TONNES)



The supply growth rate between 2016 and 2022 is more subdued than the demand growth rate.

FIGURE: CAGR GROWTH IN DEMAND AND SUPPLY (2016 TO 2022)

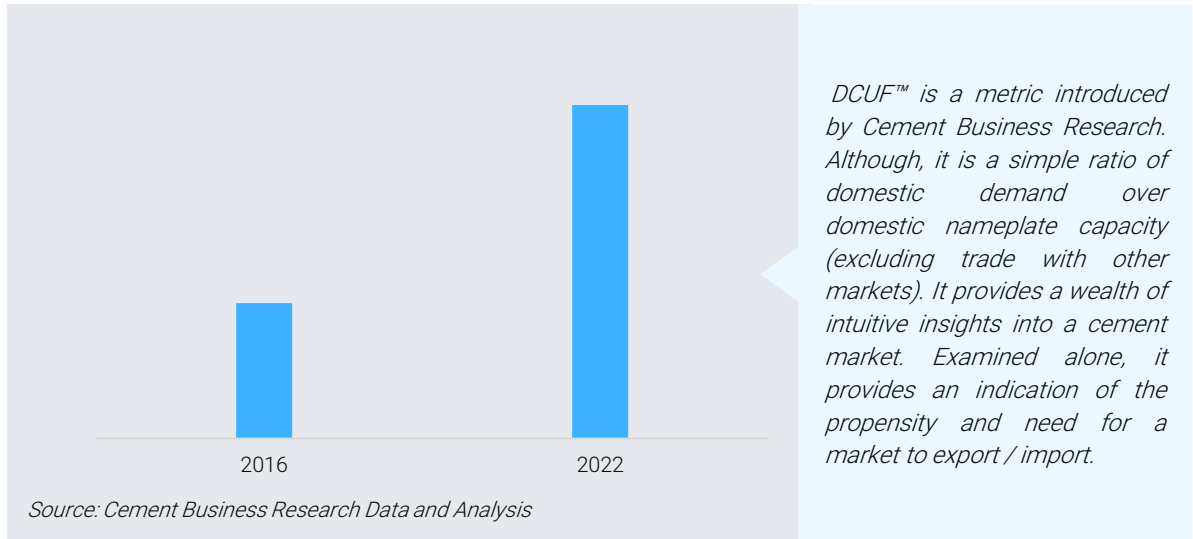


Most markets are expected to show growth in cement in the next five years. However, generally speaking this growth will be subdued. In certain markets the projected growth is fraught with risk as significant geopolitical and macroeconomic events that are currently unfolding will influence the progress of many markets in the next five years. The highest risk markets for demand going forward are: Egypt, Turkey, Lebanon and Greece.

[Click here to return to report main menu](#)

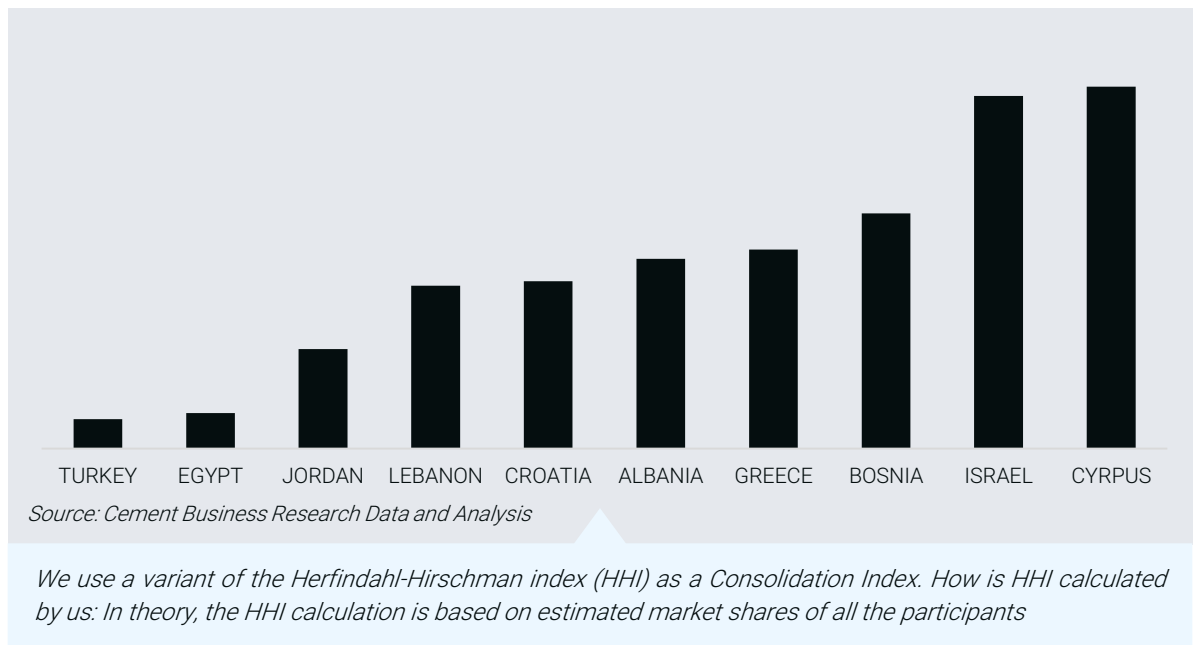
The Domestic Capacity Utilisation Factor (DCUF™) for this cluster of markets is currently low. However, some improvement is expected.

FIGURE: DCUF™ FOR ALL THE MARKETS IN THIS REPORT (2016 AND 2022)



Finally, the individual markets within this cluster are in varying phases of consolidation.

FIGURE: CONSOLIDATION INDEX FOR ALL MARKETS IN THIS REPORT



[Click here to return to report main menu](#)

in each market. This would also have to include importers of cement. However, we have found that market share estimations are highly unreliable and often inaccurate, reflecting the views and opinions of the various corporates operating in a market. As a proxy of market concentration, we are therefore using the indigenous capacity of the industry. This is a reasonable approach as, in the long term, market shares reflect capacity in each market. The range for HHI/Consolidation Index is between 0 (perfect competition) and 10,000 (monopoly). The Consolidation Index is considered for each market and then compared to other markets in the report

The industries within this cluster vary from virtual monopolies (Cyprus, Israel) to highly fragmented markets (Turkey, Egypt).

The Big Issues and Prospects

Each market within this cluster faces significant issues going forward. Although, most markets are expected to show increased demand in the next few years, overcapacity will still be prevalent. Other issues include high cost structures, inability to export, and low pricing. Some overarching issues include the current geopolitical events in the region.

[Click here to return to report main menu](#)

